



I Spy Scavenger Hunt

(Age 5-10)










Activity takes approximately 45 minutes to complete.

Thank you for choosing Gwinnett/Walton Habitat for Humanity to serve with your child. Please follow the instructions completely to receive full credit for participation (approximately 2 hours can be earned).

In this project the participants will look for commonly used items that are essential for New Home Construction or A brush with Kindness Projects. Use the Scavenger Grid to check off things that are found during the search. Each boxed will need to be initialed by parent or guardian. Take a picture with each item found along with the completed Scavenger Grid. Lastly, email photos to volunteer coordinator. Once reviewed, an official letter of service will be sent back. For questions please email the Volunteer Coordinator directly.

1. Hammer
2. Siding
3. Power Tool
4. Nails
5. Outdoor Paint
6. Paint Brush
7. Apron
8. Work Gloves
9. Safety Glasses
10. Bottled Water

Scavenger Hunt Grid

<p>Hammer</p>  <p>_____</p>	<p>Siding</p>  <p>_____</p>
<p>Power Tool</p>  <p>_____</p>	<p>Nails</p>  <p>_____</p>
<p>Paint</p>  <p>_____</p>	<p>Paint Brush</p>  <p>_____</p>
<p>Work Gloves</p>  <p>_____</p>	<p>Apron</p>  <p>_____</p>
<p>Water Bottle</p>  <p>_____</p>	<p>Safety Glasses</p>  <p>_____</p>

After finding all the scavenger hunt items, write one to two sentences describing what the item is and why is it important to use when building safe and affordable housing.

1. Hammer _____

2. Siding _____

3. Power Tools _____

4. Nails _____

5. Paint & Paint Brushes

6. Work Gloves & Safety Glasses

7. Apron _____

8. Water _____

